



TTI
SUCCESS
INSIGHTS®

Behaviors and Motivators

Management-Staff Version

Juliane Sample

Sales

Sample Co.

5-24-2013

Your Address Here

Your Phone Number Here

Your Email Address Here



company



Introduction Where Opportunity Meets Talent®

The TTI Success Insights® Behaviors and Motivators Report was designed to increase the understanding of an individual's talents. The report provides insight to two distinct areas: behaviors and motivators. Understanding strengths and weaknesses in both of these areas will lead to personal and professional development and a higher level of satisfaction.

The following is an in-depth look at your personal talents in the two main sections:

Behaviors

This section of the report is designed to help you attain a greater knowledge of yourself as well as others. The ability to interact effectively with people may be the difference between success and failure in your work and personal life. Effective interaction starts with an accurate perception of oneself.

Motivators

This section of the report provides information on the why of your actions, which with application and coaching, can tremendously impact your valuing of life. Once you know the motivations that drive your actions, you will immediately be able to understand the causes of conflict.



Introduction Behaviors Section

Behavioral research suggests that the most effective people are those who understand themselves, both their strengths and weaknesses, so they can develop strategies to meet the demands of their environment.

A person's behavior is a necessary and integral part of who they are. In other words, much of our behavior comes from "nature" (inherent), and much comes from "nurture" (our upbringing). It is the universal language of "how we act," or our observable human behavior.

In this report we are measuring four dimensions of normal behavior. They are:

- how you respond to problems and challenges.
- how you influence others to your point of view.
- how you respond to the pace of the environment.
- how you respond to rules and procedures set by others.

This report analyzes behavioral style; that is, a person's manner of doing things. Is the report 100% true? Yes, no and maybe. We are only measuring behavior. We only report statements from areas of behavior in which tendencies are shown. To improve accuracy, feel free to make notes or edit the report regarding any statement from the report that may or may not apply, but only after checking with friends or colleagues to see if they agree.

*"All people exhibit all four behavioral factors in varying degrees of intensity."
—W.M. Marston*



Communication Tips

This section provides suggestions on methods which will improve Juliane's communications with others. The tips include a brief description of typical people with whom she may interact. By adapting to the communication style desired by other people, Juliane will become more effective in her communications with them. She may have to practice some flexibility in varying her communication style with others who may be different from herself. This flexibility and the ability to interpret the needs of others is the mark of a superior communicator.

When communicating with a person who is dependent, neat, conservative, perfectionist, careful and compliant:

- Prepare your "case" in advance.
- Stick to business.
- Be accurate and realistic.

Factors that will create tension or dissatisfaction:

- Being giddy, casual, informal, loud.
- Pushing too hard or being unrealistic with deadlines.
- Being disorganized or messy.

When communicating with a person who is ambitious, forceful, decisive, strong-willed, independent and goal-oriented:

- Be clear, specific, brief and to the point.
- Stick to business.
- Be prepared with support material in a well-organized "package."

Factors that will create tension or dissatisfaction:

- Talking about things that are not relevant to the issue.
- Leaving loopholes or cloudy issues.
- Appearing disorganized.

When communicating with a person who is patient, predictable, reliable, steady, relaxed and modest:

- Begin with a personal comment--break the ice.
- Present your case softly, nonthreateningly.
- Ask "how?" questions to draw their opinions.

Factors that will create tension or dissatisfaction:

- Rushing headlong into business.
- Being domineering or demanding.
- Forcing them to respond quickly to your objectives.

When communicating with a person who is magnetic, enthusiastic, friendly, demonstrative and political:

- Provide a warm and friendly environment.
- Don't deal with a lot of details (put them in writing).
- Ask "feeling" questions to draw their opinions or comments.

Factors that will create tension or dissatisfaction:

- Being curt, cold or tight-lipped.
- Controlling the conversation.
- Driving on facts and figures, alternatives, abstractions.



Descriptors

Based on Juliane's responses, the report has marked those words that describe her personal behavior. They describe how she solves problems and meets challenges, influences people, responds to the pace of the environment and how she responds to rules and procedures set by others.

Demanding Egoentric Driving Ambitious Pioneering Strong-Willed Forceful Determined Aggressive Competitive Decisive Venturesome Inquisitive Responsible	Effusive Inspiring Magnetic Political Enthusiastic Demonstrative Persuasive Warm Convincing Polished Poised Optimistic Trusting Sociable	Phlegmatic Relaxed Resistant to Change Nondemonstrative Passive Patient Possessive Predictable Consistent Deliberate Steady Stable	Evasive Worrisome Careful Dependent Cautious Conventional Exacting Neat Systematic Diplomatic Accurate Tactful Open-Minded Balanced Judgment
Dominance	Influencing	Steadiness	Compliance
Conservative Calculating Cooperative Hesitant Low-Keyed Unsure Undemanding Cautious Mild Agreeable Modest Peaceful Unobtrusive	Reflective Factual Calculating Skeptical Logical Undemonstrative Suspicious Matter-of-Fact Incisive Pessimistic Moody Critical	Mobile Active Restless Alert Variety-Oriented Demonstrative Impatient Pressure-Oriented Eager Flexible Impulsive Impetuous Hypertense	Firm Independent Self-Willed Stubborn Obstinate Opinionated Unsystematic Self-Righteous Uninhibited Arbitrary Unbending Careless with Details



Action Plan

Professional Development

1. I learned the following behaviors contribute positively to increasing my professional effectiveness: (list 1-3)

2. My report uncovered the following behaviors I need to modify or adjust to make me more effective in my career: (list 1-3)

3. When I make changes to these behaviors, they will have the following impact on my career:

4. I will make the following changes to my behavior, and I will implement them by _____:



Action Plan

Personal Development

1. When reviewing my report for personal development, I learned the following key behaviors contribute to reaching my goals and the quality of life I desire: (list 1-3)

2. The following behaviors were revealed, which show room for improvement to enhance the quality of my life: (list 1-3)

3. When I make changes to these behaviors, I will experience the following benefits in my quality of life:

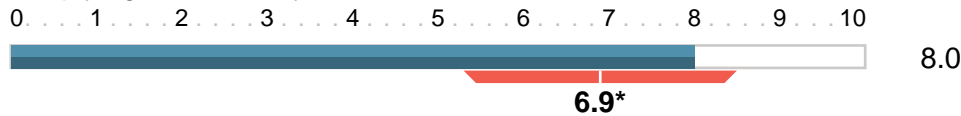
4. I will make the following changes to my behavior, and I will implement them by _____:



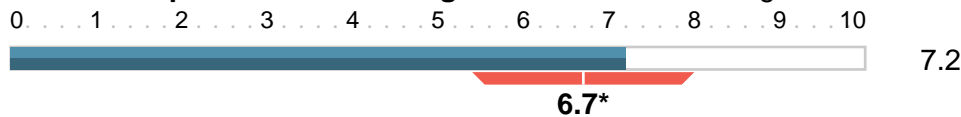
Behavioral Hierarchy

The Behavioral Hierarchy graph will display a ranking of your natural behavioral style within a total of twelve (12) areas commonly encountered in the workplace. It will help you understand in which of these areas you will naturally be most effective.

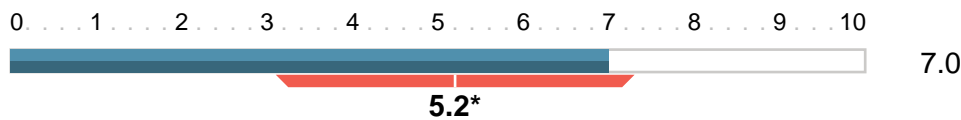
1. Following Policy - Complying with the policy or if no policy, complying with the way it has been done.



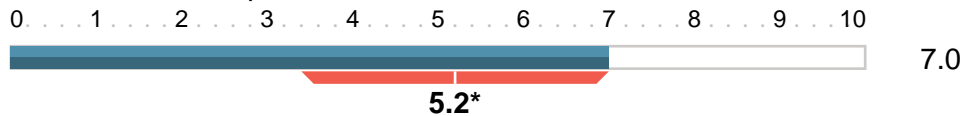
2. Follow Up and Follow Through - A need to be thorough.



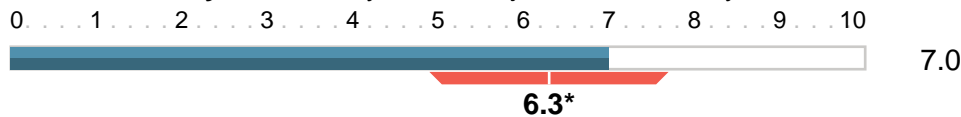
3. Organized Workplace - Systems and procedures followed for success.



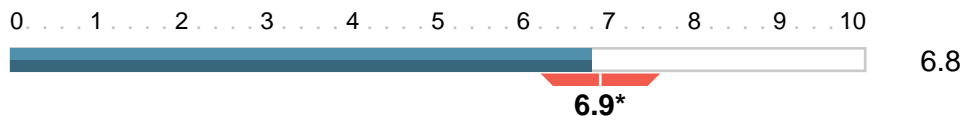
4. Analysis of Data - Information is maintained accurately for repeated examination as required.



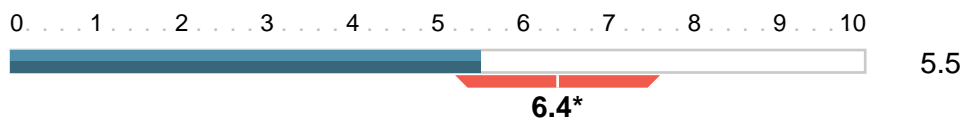
5. Consistency - The ability to do the job the same way.



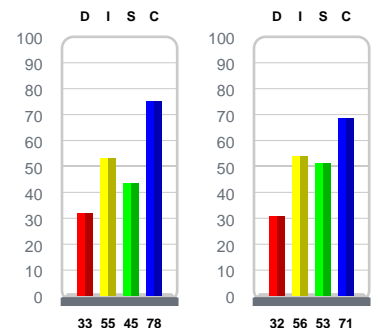
6. Customer Relations - A desire to convey your sincere interest in them.



7. People Oriented - Spending a high percentage of time successfully working with a wide range of people from diverse backgrounds to achieve "win-win" outcomes.



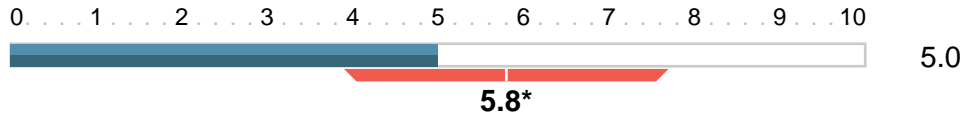
Adapted Style Natural Style



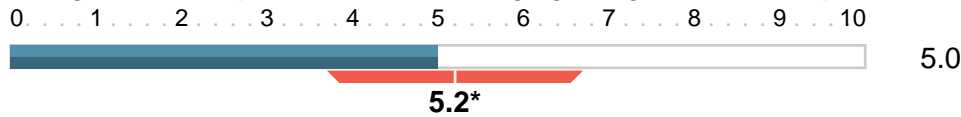


Behavioral Hierarchy


8. Frequent Interaction with Others - Dealing with multiple interruptions on a continual basis, always maintaining a friendly interface with others.



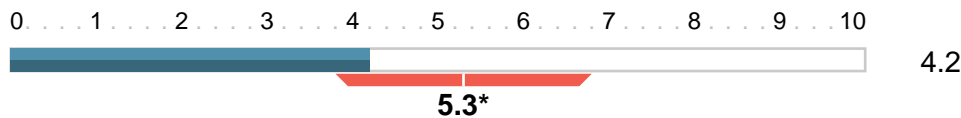
9. Versatility - Bringing together a multitude of talents and a willingness to adapt the talents to changing assignments as required.



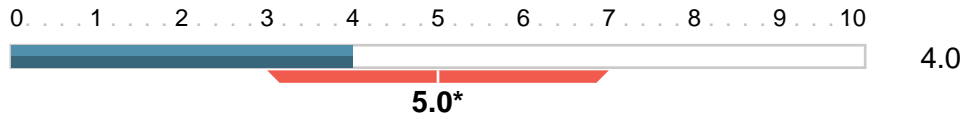
10. Urgency - Decisiveness, quick response and fast action.



11. Frequent Change - Moving easily from task to task or being asked to leave several tasks unfinished and easily move on to the new task with little or no notice.

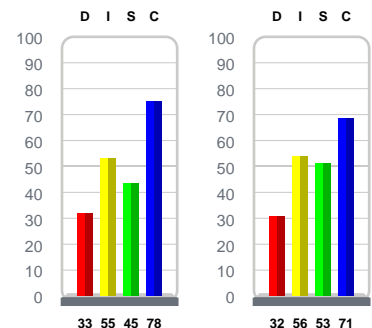


12. Competitiveness - Tenacity, boldness, assertiveness and a "will to win" in all situations.



Adapted Style

Natural Style



SIA: 33-55-45-78 (60) SIN: 32-56-53-71 (54)
* 68% of the population falls within the shaded area.

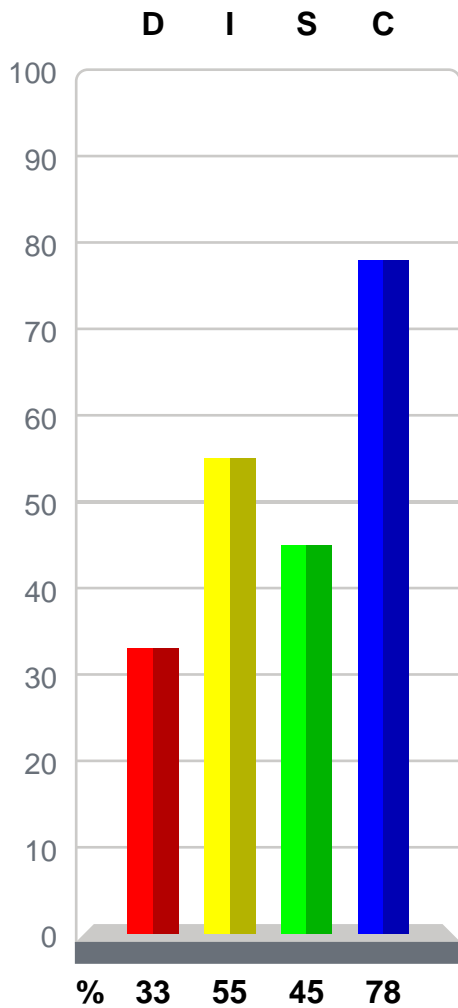
Provided by:
Your Address Here
Your Phone Number Here
Your Email Address Here



Style Insights® Graphs

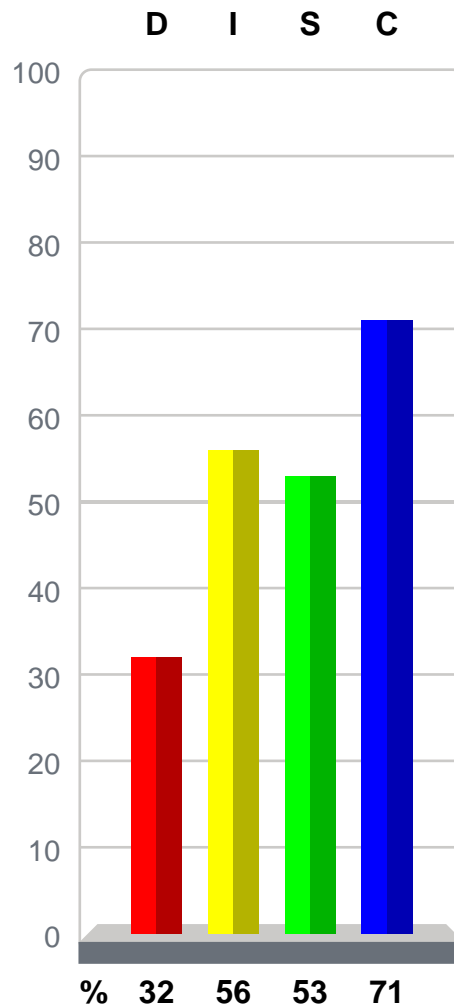
Adapted Style

Graph I



Natural Style

Graph II



Norm 2011 R4



The Success Insights® Wheel

The Success Insights® Wheel is a powerful tool popularized in Europe. In addition to the text you have received about your behavioral style, the Wheel adds a visual representation that allows you to:

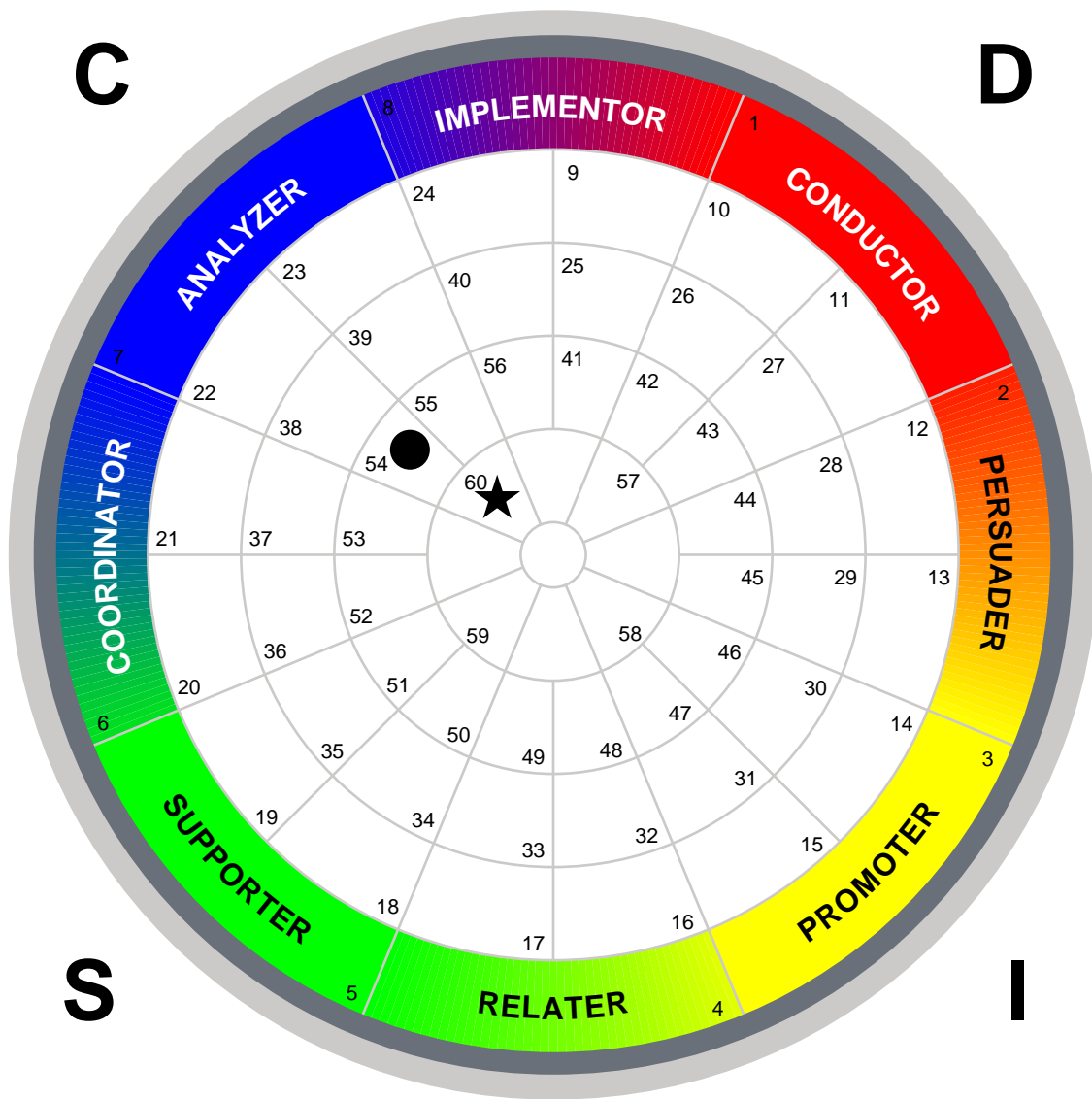
- View your natural behavioral style (circle).
- View your adapted behavioral style (star).
- Note the degree you are adapting your behavior.
- If you filled out the Work Environment Analysis, view the relationship of your behavior to your job.

Notice on the next page that your Natural style (circle) and your Adapted style (star) are plotted on the Wheel. If they are plotted in different boxes, then you are adapting your behavior. The further the two plotting points are from each other, the more you are adapting your behavior.

If you are part of a group or team who also took the behavioral assessment, it would be advantageous to get together, using each person's Wheel, and make a master Wheel that contains each person's Natural and Adapted style. This allows you to quickly see where conflict can occur. You will also be able to identify where communication, understanding and appreciation can be increased.



The Success Insights® Wheel



Adapted: ★ (60) PROMOTING ANALYZER (ACROSS)
 Natural: ● (54) COORDINATING ANALYZER (ACROSS)

Norm 2011 R4



Introduction Motivators Section

Knowledge of an individual's motivators and attitudes help to tell us WHY they do things. A review of an individual's experiences, references, education and training help to tell us WHAT they can do. Behavioral assessments help to tell us HOW a person behaves and performs in the work environment. This report measures the relative prominence of six basic interests or motivators (a way of valuing life): Theoretical, Utilitarian, Aesthetic, Social, Individualistic and Traditional.

Motivators help to initiate one's behavior and are sometimes called the hidden motivators because they are not always readily observed. It is the purpose of this report to help illuminate and amplify some of those motivating factors and to build on the strengths that each person brings to the work environment.

Based on your choices, this report ranks your relative passion for each of the six motivators. Your top two and sometimes three motivators cause you to move into action. You will feel positive when talking, listening or doing activities that satisfy your top motivators.

The feedback you will receive in this section will reflect one of three intensity levels for each of the six motivators.

- **Strong** - positive feelings that you need to satisfy either on or off the job.
- **Situational** - where your feelings will range from positive to indifferent based on other priorities in your life at the time. These motivators tend to become more important as your top motivators are satisfied.
- **Indifferent** - your feelings will be indifferent when related to your 5th or 6th motivator.

Your Personal Motivators Ranking		
1st	Theoretical	Strong
2nd	Social	Strong
3rd	Individualistic	Situational
4th	Utilitarian	Situational
5th	Traditional	Indifferent
6th	Aesthetic	Indifferent



Introduction Motivators Section

How to get the most from this report

1. Add, delete, and write comments in this document and consider it a work-in-progress handbook or personal tool. Consult, review, revise, and update this document periodically.
2. Review the report and select items of primary importance to current projects. Determine the best steps ahead based on what the report reveals and current experiences.
3. As appropriate, share the information on the Team Building Summary with peers and managers at whatever level of disclosure feels comfortable. As communication is a two-way process, peers and managers are encouraged to share similar information from their own Team Building Summary sheets.
4. Use the information in the report to serve as a "self-management handbook" or "empowerment manual" to help clarify workplace values issues, and to assist in maintaining optimal performance.
5. Other steps and processes may emerge through team meetings.

This report includes

- A section for each of the six Values dimensions in these categories: General Characteristics; Value to the Organization; Keys to Managing and Motivating; Training, Professional Development and Learning Insights; Continuous Quality Improvement.
- A Norms and Comparisons section that reveals where your values are compared to the national mean.
- A Values Graph
- A Values Wheel
- A Values Action Plan for affirming strengths and encouraging growth and development.
- A Team Building Summary to facilitate sharing selected information with others.



Aesthetic

A higher Aesthetic score indicates a relative interest in "form and harmony." Each experience is judged from the standpoint of grace, symmetry or fitness. Life may be regarded as a procession of events, and each is enjoyed for its own sake. A high score here does not necessarily mean that the incumbent has talents in creative artistry. It indicates a primary interest in the artistic episodes of life.

General Characteristics

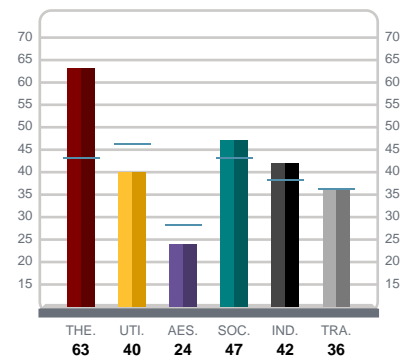
- Other values take a higher motivational priority than this Aesthetic scale.
- Shows a bottom-line practicality regarding Aesthetic environment and organizational resources: there must be a set of mutual wins.
- Keeps an ear to the revenue-clock of an organization, and doesn't want to waste time or money on ambience issues if it doesn't affect productivity.
- Intellectually, Juliane can see the need for beauty and artistic forms, but may not seek them for her own environment.
- Juliane is a very practical person who can take or leave the Aesthetics or ambience of the work environment.
- Is motivated and driven in areas other than the Aesthetic.
- Surroundings lacking aesthetics will not stifle her creativity.

Value to the Organization

- Unpleasant surroundings will not adversely affect her productivity and creativity.
- Sees a wider spectrum of the picture, not just from the artistic viewpoint.
- Not easily swayed in terms of emotional issues.
- Good business-sense and a good eye for that which is practical.

Keys to Managing and Motivating

- Be careful not to overload with assignments that require significant individual creativity and self-expression.
- Appeal to the practical side that she shows in projects and leadership.
- Notice other higher plotting points on the Values graph and structure an environment that amplifies those peaks.
- Provide sincere recognition for contributions.
- Structure job enrichment strategies into the reward system, especially those that will appeal to higher Values scores.





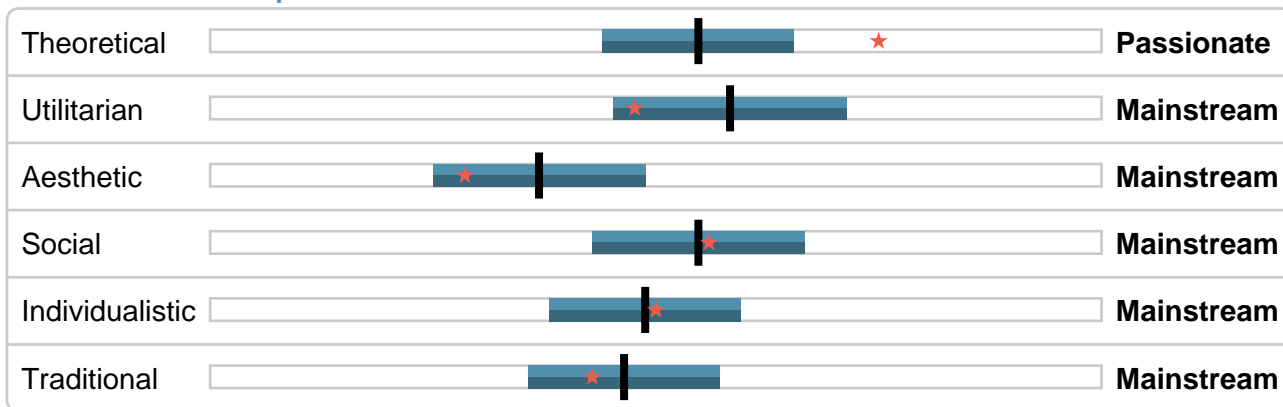
Motivators - Norms & Comparisons

For years you have heard statements like, "Different strokes for different folks," "to each his own," and "people do things for their own reasons, not yours." When you are surrounded by people who share similar values, you will fit in with the group and be energized. However, when surrounded by people whose values are significantly different from yours, you may be perceived as out of the mainstream. If the differences are understood, each brings strengths to the equation. If not understood, these differences can induce stress or conflict. When confronted with this type of situation you can:

- Change the situation.
- Change your perception of the situation.
- Leave the situation.
- Cope with the situation.

This section reveals areas where your values may be outside the mainstream and could lead to conflict. The further away you are from the mainstream on the high side, the more people will notice your passion about that value. The further away from the mainstream on the low side, the more people will view you as indifferent and possibly negative about that value. The shaded area for each value represents 68 percent of the population or scores that fall within one standard deviation above or below the national mean.

Norms & Comparisons Table - Norm 2011



- 68 percent of the population - national mean - your score

Mainstream - one standard deviation of the national mean

Passionate - two standard deviations above the national mean

Indifferent - two standard deviations below the national mean

Extreme - three standard deviations from the national mean



Motivators - Norms & Comparisons

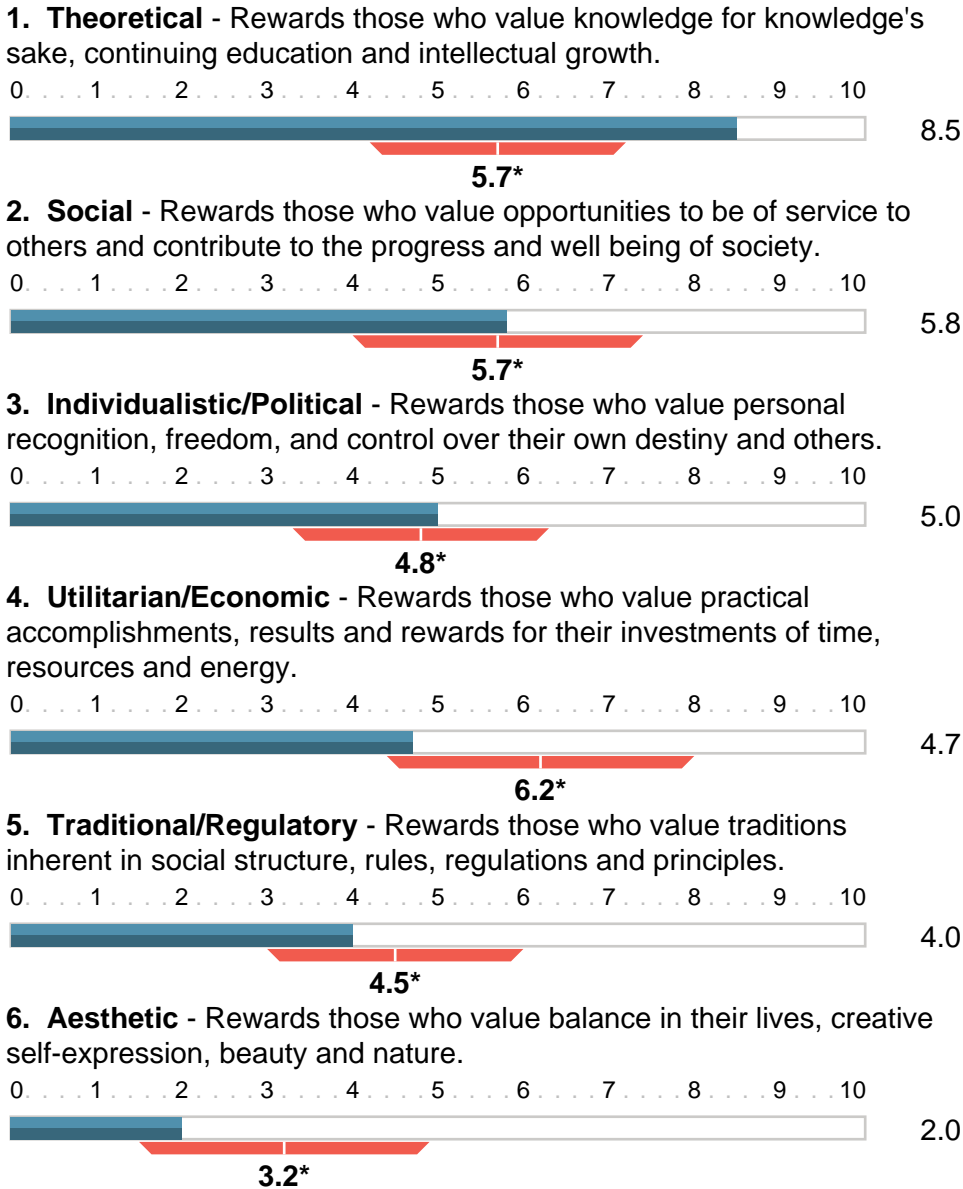
Areas in which you have strong feelings or passions compared to others:

- You have an intense passion for learning new things, always searching for opportunities to advance your knowledge. Others may struggle with the amount of time and resources you are willing to invest to learn new things. They might think you should stop learning and start doing.

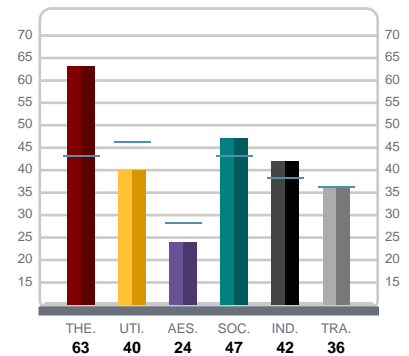


Personal Interests, Attitudes and Values

Your motivation to succeed in anything you do is determined by your underlying values. You will feel energized and successful at work when your job supports your personal values. They are listed below from the highest to the lowest.



* 68% of the population falls within the shaded area.



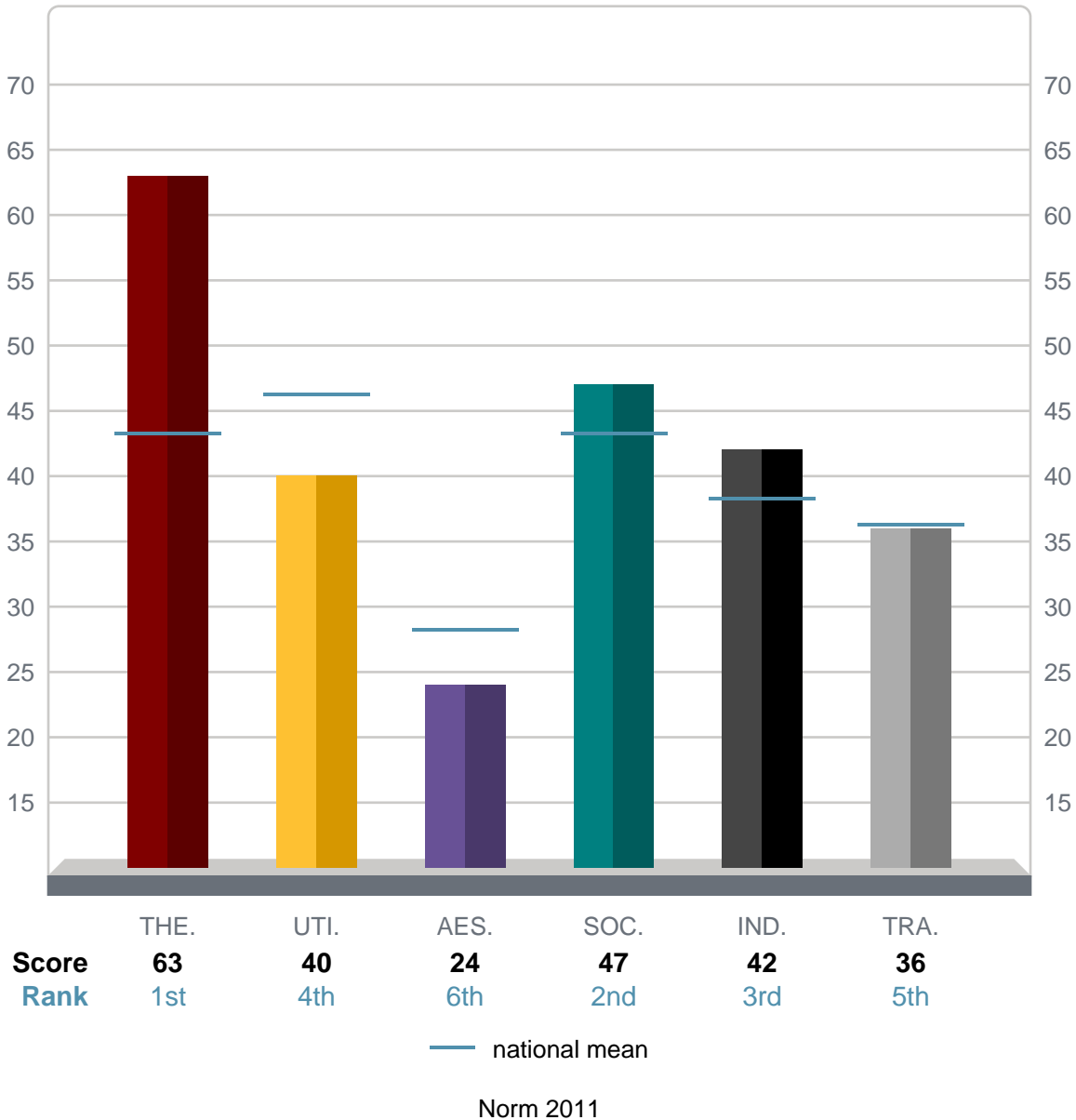
MI: 63-40-24-47-42-36 (THE.-UTI.-AES.-SOC.-IND.-TRA.)

Provided by:
Your Address Here
Your Phone Number Here
Your Email Address Here

Juliane Sample

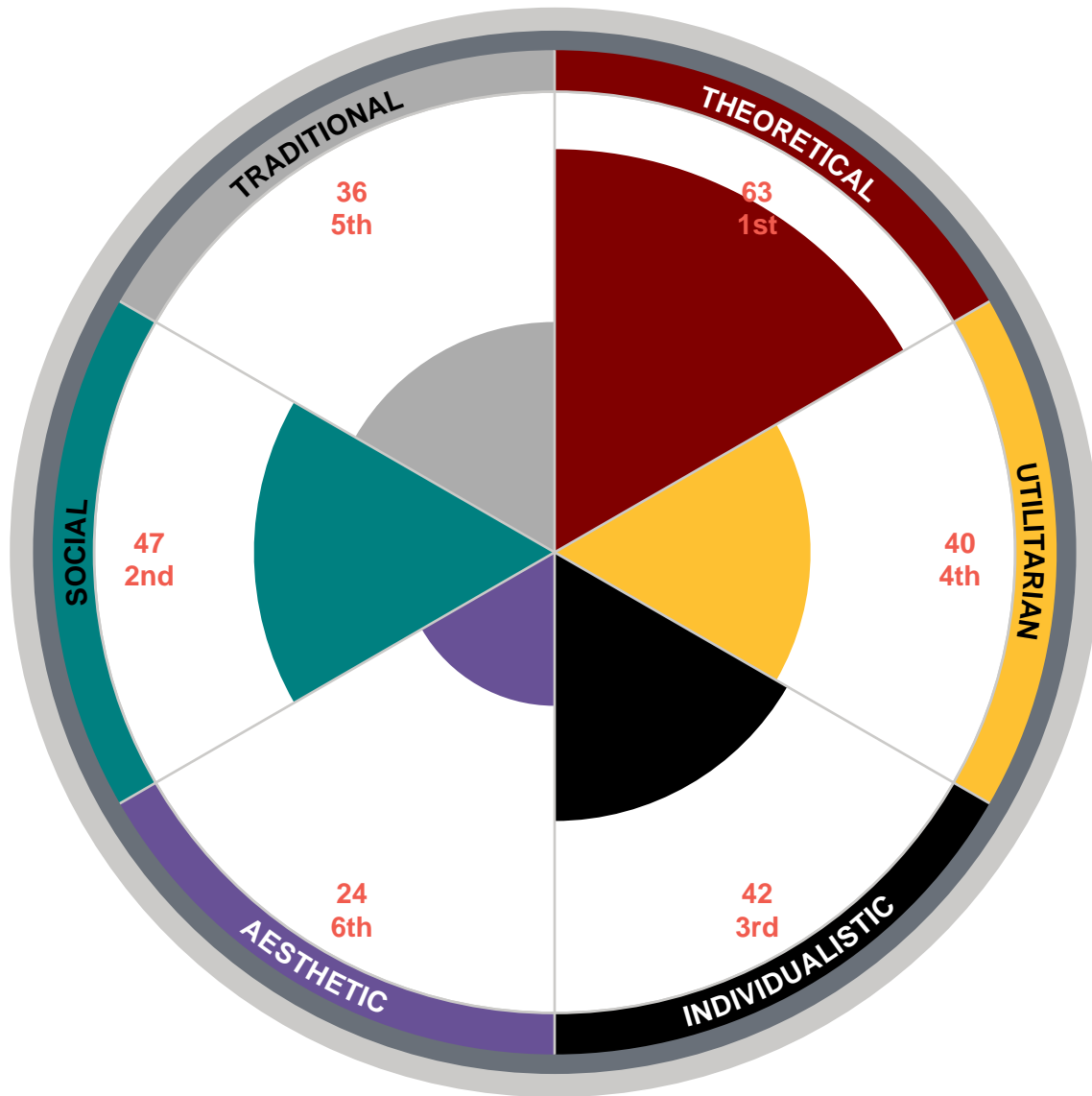


Motivation Insights® Graph





Motivators Wheel™





Values Action Plan

This Action Plan is your tool to contribute to the process of self-development and continuous improvement. As you have reviewed information in this document, please respond to the items below as they relate to your specific professional environment.

Area 1: The greater or global mission of the team or organization.

In the space below indicate briefly one or two areas of strength that you bring to the greater mission of the organization at large.

Area 2: An immediate or shorter-term mission, task or purpose of a smaller group of people with whom you work on day-to-day operations.

In the space below, indicate briefly one or two areas of strength (different from those above), that you bring to the shorter-term tasks or day-to-day operations.



Quality Improvement Action Plan

In the area below, respond briefly as indicated. Base your answers on some of the information and results presented in this document.

Action Point 1: Things I will keep on doing.

Indicate three things that you are doing very well already, and that you plan to keep on doing.

- 1.
- 2.
- 3.

Action Point 2: Things I will modify or change slightly.

Indicate 2 things that you will modify, adjust, or change slightly in order to increase personal effectiveness.

- 1.
- 2.

Action Point 3: Things I will stop doing, or try to eliminate.

Indicate one thing that you will try to stop doing in order to increase personal effectiveness.

- 1.

Today's Date: _____

Date to review with mentor or peer: _____



Team Building Summary of Workplace Values

Pick the most important item in each category from your report in the topic areas indicated. Leave a line blank if no primary item emerges to you. This summary sheet is to be used as a primary point of dialogue between you, your peers, and your manager, provided that all have copies of their own information. This communication should be a two-way process.

(Remember, these items are related to one's intrinsic drive factors, their 'hidden motivators' not readily observable. These items are of critical importance to one's long range success. This list illuminates why we do what we do.)

General Characteristics

1. Theoretical _____
2. Utilitarian/Economic _____
3. Aesthetic _____
4. Social/Altruistic _____
5. Individualistic/Political _____
6. Traditional/Regulatory _____

Value to the Organization

1. Theoretical _____
2. Utilitarian/Economic _____
3. Aesthetic _____
4. Social/Altruistic _____
5. Individualistic/Political _____
6. Traditional/Regulatory _____



Team Building Summary of Workplace Values

Keys to Managing and Motivating:

1. Theoretical _____

2. Utilitarian/Economic _____

3. Aesthetic _____

4. Social/Altruistic _____

5. Individualistic/Political _____

6. Traditional/Regulatory _____

Training, Professional Development and Learning Insights:

1. Theoretical _____

2. Utilitarian/Economic _____

3. Aesthetic _____

4. Social/Altruistic _____

5. Individualistic/Political _____

6. Traditional/Regulatory _____



Team Building Summary of Workplace Values

Continuous Quality Improvement:

1. Theoretical _____

2. Utilitarian/Economic _____

3. Aesthetic _____

4. Social/Altruistic _____

5. Individualistic/Political _____

6. Traditional/Regulatory _____

Continuous Quality Improvement: (choose two items from any values areas)

1. _____

2. _____
